



# The European Product Database for Energy Labelling

## Light source guideline by Nordsyn

- This is a guideline for registering light sources in EPREL. Read more about EPREL in the Nordsyn general EPREL guideline or in the guides from the Commission.
- As of 1<sup>st</sup> of January 2019, all suppliers (manufacturers, importers and authorized representatives) of product models covered by energy labelling requirements must register their product models into the EPREL database if they wish to place them on the EU/EEA market.
- Product models placed on the market between the 1st of August 2017 and the 1st of January 2019 must be registered before 1st of July 2019.
- It is voluntary to register product models placed on the market before the 1st of August 2017.

What to register in EPREL is listed in the frame energy labelling regulation (2017/1396) and the product-specific energy labelling regulations. For lighting, the product-specific regulations are 874/2012 and its amendment 254/2017, which will be replaced with a revised lighting regulation.

The scope of EPREL covers all lighting technologies, including incandescent, halogen, fluorescent, high intensity discharge and light-emitting diodes (both inorganic LED and organic OLED).

Products that contain at least one light source or separate control gear that can be taken apart for verification are considered to be containing products (earlier called “luminaires”). They do not need to be registered in EPREL. However, if such a product cannot be taken apart for verification of the light source or control gear, the whole product is considered a light source and must be entered as such in EPREL beginning on 1st of September 2021.

Regardless of whether registration in EPREL is required, luminaires that are sold in stores (online and offline) must show correct energy labelling at the point of sale in accordance with requirements that apply until the 1st of September 2021. After that date, only non-separable containing products are covered by both energy labelling and EPREL.

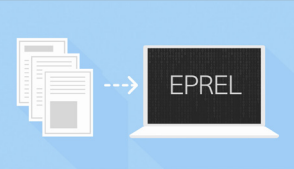
## Working with EPREL

### Start entering information into EPREL

- To use EPREL you have to have an EU-login, which you can create [here](#).
- Once you have created an EU-login you can get access to EPREL through [this](#).
- The [EPREL guidelines](#) explain how to register
- To register information on light sources, click on the product group “Electrical lamps”. If you wish to register a new product click on the “Register model” followed by “New Model”. Click “New equivalent model” if you wish to register an equivalent model. Click on the blue arrow if you wish to change or add information to an already registered model.
- Luminaires do not currently need to be entered into EPREL. From 1st of September 2021 luminaires with a light source or control gear that cannot be taken out will be considered a light source and must to be entered into EPREL.

### Basic product information

1. Model identifier (e.g. Light Source 123) – the model identifier cannot be changed once you have clicked “Create”. The model identifier will be shown on the generated energy label.
2. Select Supplier name or trademark from your list or type a specific supplier’s name or trademark for the product model. The supplier name or trademark will be shown on the energy label.



## Working with EPREL

### Public information

Enter the following information that will be publicly visible:

1. Date of the first placing on the market. The product model will be visible in the public part of EPREL from the entered date.
2. Date of the end of placement on the market. It is possible to enter or add a date at any point. Your organisation is responsible for ensuring that the technical data regarding your product is available in EPREL for a period of 15 years after the last unit of the model is placed on the market.
3. Weighted energy consumption in kWh/1000h (e.g. 4 kWh/1000h)
4. Energy efficiency class (e.g. A\*\*)
5. Choose whether to let EPREL generate an energy label for your product model or upload the energy label by yourself. It is still your responsibility to verify that the labels content is correct.

### Label / Fiche

If you have chosen to let EPREL generate an energy label, you can download the label by clicking "Generate Label". The label is available in file types: pdf, jpeg, png and svg. You can also upload your label by clicking "Browse", then select your label and click "Upload Label".

You can also generate and download your product information sheet (fiche) by clicking "Download".

EPREL is currently only available in English but will later be available in all EU languages. Data can be entered in any EU-language.

### Technical documentation

The information needed for registering a product model in EPREL is the same information already required to be in your possession when placing a product on the EU market, including information such as test reports, declaration of conformity, etc. The technical documentation uploaded in EPREL will not be publicly available, but will only be visible to market surveillance authorities (MSAs).

Please note that it is not mandatory to upload the full test report. It is sufficient to upload an extract of data from the test report created in an independent document or a similar document.

To add technical documentation, click "+ Add". Choose the technical part types (below mentioned a – g) according to the content of your documentation. Select the appropriate language from the list and give the documentation a title e.g. "Extract from test report". Then drop your technical file and click "Add". You can either choose to add one document containing all the below mentioned information or add several individual documents.

- a. General description of the model, sufficient for the model to be unequivocally and easily identified.
- b. Reference to harmonized standards applied or other measurement standards used (e.g. BS EN 13032-1:2004+A1:2012 and BS EN 13032-4:2015. You will typically find this information in the declaration of conformity or your test report).
- c. Specific precautions that shall be taken when the model is assembled, installed, maintained or tested (you will typically find this information in your user manual).
- d. Measured technical parameters of the model (you will typically find this information in your test report).
- e. The calculations performed with the measured parameters (you will typically find this information in the test report).
- f. Testing conditions if not described sufficiently in point (b) (you will typically find this information in your test report).
- g. You may upload additional parts of the technical documentation on a voluntary basis (is only visible for your organization and MSAs).

You can always download, edit or delete the uploaded technical documentation (your actions will be visible for your organization and MSAs under "Access Log").

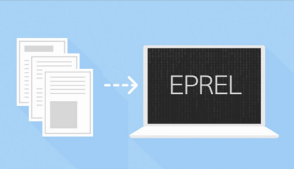
### Contacts

Add the contact information you wish to be visible in the Public part of EPREL. You can either select a contact from the organization or fill in the details manually.

Mandatory information:

1. Service name e.g. Help desk, customer service, sales support, etc.
2. Phone number e.g. +45 10010010
3. E-mail e.g. helpdesk@lightsources.dk
4. Address and country


When all of the above-mentioned steps have been followed, the status of your product will either be "Complete" or "Published" depending on the date of first placing on the market. The status "Published" is achieved when the date entered in "Date of first placing on the market" has been reached. Until the date of first placing on the market, your registered data is only visible for your organization.



# The European Product Database for Energy Labelling

Timetable from existing product and energy regulations to coming updated ecodesign and energy label regulations.

	2019	2020	2021	2023	2026
A++ lamp labels			Until 1 Sept		
A++ luminaire labels	Until around 1 Sept				
Regulation 244/2009			Repealed 1 Sept		
Regulation 245/2009			Repealed 1 Sept		
Regulation 1194/2012			Repealed 1 Sept		
Regulation 874/2012			Repealed 1 Sept		
New omnibus ecodesign regulation	Enters into force around 1 Sept		Applies from 1 Sept		Revision
New omnibus energy label regulation	Enters into force around 1 Sept		Applies from 1 Sept		
EPREL for light sources	From 1 Jan enter new light sources into ERPEL according to A++ label From 1 Jul enter also older light sources into ERPEL according to A++ label		From Sept 1 enter light sources into EPREL according to new A-G label		
EPREL for luminaires	Do not enter into EPREL due to repeals in omnibus regulation		Luminaires with non-removable light sources must comply with requirements applying to light sources from 1 Sept		
T8				T8 fluorescent tubes phased out 1 Sept	



\*At the time of publication of this guideline, the EU Energy Labelling regulation 2017/1369 had not been transposed into national law in the EEA EFTA states. When the regulation is transposed, the provisions in the regulation apply to the whole EEA. Please contact your national authority for information about which rules apply until the regulation has been transposed.